

**GOVERNMENT OF ODISHA  
ST & SC DEVELOPMENT DEPARTMENT.**

\*\*\*

No. 16234 / SSD, Bhubaneswar, Dated 23<sup>rd</sup> August, 2018.  
**STSCD-FRA-POLICY-0001-2015**

From

Sri R. Raghu Prasad.  
Commissioner cum Secretary.

To

All Collectors-cum- Chairperson of DLCs on FRA

**Sub.:- Demarcation of FRA land and the correction of RoRs under the Forest Rights Act, 2006.**

Ref: 1) This Departments letter No.10323 / SSD dated 16.05.2018.  
2) Memo No.12814/SSD dated 02.07.2018 of this Department.


Sir/Madam,

You are aware that the Govt. of Odisha have been implementing the Scheduled Tribes and Other Traditional Forest Dwellers (Recognition of Forest Rights) Act, 2006 in a Mission Mode and its implementation is being closely monitored and reviewed at the State level regularly. However, the progress of demarcation of FRA land and the correction of RoRs is extremely slow. The District wise status on demarcation of the forest land vested with the claimants, correction of RoRs and disposal of pending claims are enclosed herein as **Annexure-'A'**, **Annexure-'B'** and **Annexure-'C'** respectively, which may please be referred.

I would therefore, request you to look into the matter personally and review the matter with the concerned Revenue and Forest Department Officials so as to ensure that the process of demarcation, correction of RoRs and disposal of pending claims are completed expeditiously and in a time bound manner.


This may please be accorded **Top-Priority**.

Yours faithfully,

  
23/8/2018  
Commissioner cum Secretary.

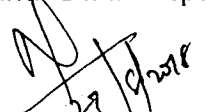
Memo No. 16235 / SSD, Date 23-08-2018.

Copy along with copies of the enclosures sent to all R.D.C.s/ All district level Nodal officers on FRA (9 PA,ITDAs and 21 DWOs) for information and necessary action.

  
23/8/2018  
Commissioner cum Secretary.

Memo No. 16236 / SSD, Date 23-08-2018.

Copy along with copies of the enclosures sent to Special Secretary to Govt., Forest & Env. Department/ Principal Secretary, Revenue and D.M. Department for information and necessary action.

  
23/8/2018  
Commissioner cum Secretary.

**Abstract of the achievement made during April, 2018 to June, 2018**

Sl. No.	Name of the Dist	Status of demarcation	Status of RoRs correction	Status of pending claims
1	2	3	4	5
1	Balasore	643	229	No Progress
2	Bhadrak	No Progress	No Progress	No Progress
3	Cuttack	No Progress	No Progress	No Progress
4	Jagatsinghpur	No Progress	No Progress	0
5	Jajpur	No Progress	No Progress	583
6	Kendrapara	No Progress	No Progress	0
7	Khurda	No Progress	No Progress	No Progress
8	Mayurbhanj	857	3543	2795
9	Nayagarh	No Progress	No Progress	No Progress
10	Puri	No Progress	No Progress	No Progress
11	Angul	1910	1910	No Progress
12	Bargarh	No Progress	No Progress	No Progress
13	Bolangir	No Progress	No Progress	No Progress
14	Deogarh	No Progress	No Progress	No Progress
15	Dhenkanal	No Progress	No Progress	No Progress
16	Jharsuguda	No Progress	No Progress	No Progress
17	Keonjhar	No Progress	1862	0
18	Sambalpur	625	No Progress	No Progress
19	Subarnapur	No Progress	No Progress	No Progress
20	Sundargarh	No Progress	No Progress	No Progress
21	Boudh	No Progress	406	37
22	Gajapati	No Progress	No Progress	No Progress
23	Ganjam	1098	55	No Progress
24	Kalahandi	No Progress	No Progress	No Progress
25	Kandhamal	No Progress	No Progress	No Progress
26	Koraput	No Progress	2285	121
27	Malkangiri	No Progress	2699	857
28	Nawapara	11	No Progress	8
29	Nawarangpur	No Progress	No Progress	No Progress
30	Rayagada	No Progress	No Progress	0

**Statement indicating status of demarcation of forest land vested with the claimants as on 30.06.2018**

Sl. No.	Name of the District	Demarcation made till June, 2018				Pending for demarcation as on June, 2018				Demarcation made during April, 2018 to June, 2018			
		IFR	CR	CFR	Total	IFR	CR	CFR	Total	IFR	CR	CFR	Total
1	2	3	4	5	6	7	8	9	10	11	12	13	14
1	Balasore	1703	0	0	1703	711	0	0	711	643	0	0	643
2	Bhadrak	175	0	0	175	0	0	0	0	0	0	0	0
3	Cuttack	0	0	0	0	1560	2	0	1562	0	0	0	0
4	Jagatsinghpur	0	0	0	0	47	0	0	47	0	0	0	0
5	Jajpur	1601	0	0	1601	3287	0	0	3287	0	0	0	0
6	Kendrapara	305	0	0	305	0	0	0	0	0	0	0	0
7	Khurda	787	0	0	787	198	0	0	198	0	0	0	0
8	Mayurbhanj	44037	220	220	44477	5687	0	0	5687	857	0	0	857
9	Nayagarh	175	2	0	177	3693	0	0	3693	0	0	0	0
10	Puri	0	0	0	0	0	0	0	0	0	0	0	0
11	Angul	2069	0	0	2069	658	28	0	686	1910	0	0	1910
12	Bargarh	0	0	0	0	1097	25	25	1147	0	0	0	0
13	Bolangir	2395	7	1	2403	0	0	0	0	0	0	0	0
14	Deogarh	3547	11	10	3568	3824	0	0	3824	0	0	0	0
15	Dhenkanal	6995	79	0	7074	0	0	0	0	0	0	0	0
16	Jharsuguda	2599	0	0	2599	0	2	0	2	0	0	0	0
17	Keonjhar	18641	0	0	18641	38900	331	180	39411	0	0	0	0
18	Sambalpur	12764	42	6	12812	766	0	0	766	620	5	0	625
19	Subarnapur	0	0	0	0	379	0	0	379	0	0	0	0
20	Sundargarh	10257	0	0	10257	9068	0	0	9068	0	0	0	0
21	Boudh	1285	0	0	1285	629	87	86	802	0	0	0	0
22	Gajapati	34471	61	2	34534	0	0	0	0	0	0	0	0
23	Ganjam	1098	0	0	1098	4653	24	0	4677	1098	0	0	1098
24	Kalahandi	10614	185	0	10799	0	0	0	0	0	0	0	0
25	Kandhamal	50730	0	0	50730	7088	2221	2221	11530	0	0	0	0
26	Koraput	0	0	0	0	29041	65	0	29106	0	0	0	0
27	Malkangiri	30071	74	0	30145	3524	0	0	3524	0	0	0	0
28	Nawapara	2288	18	0	2306	4150	0	0	4150	11	0	0	11
29	Nawarangpur	9911	0	0	9911	29301	40	14	29355	0	0	0	0
30	Rayagada	19126	109	61	19296	3131	8	0	3139	0	0	0	0
	<b>ODISHA</b>	<b>267644</b>	<b>808</b>	<b>300</b>	<b>268752</b>	<b>151392</b>	<b>2833</b>	<b>2526</b>	<b>156751</b>	<b>5139</b>	<b>5</b>	<b>0</b>	<b>5144</b>

**Statement indicating status of correction of RoR as on 30.06.2018**

Sl. No.	Name of the District	RoRs corrected till June, 2018				Pending for RoR correction as on June, 2018				RoRs corrected during April, 2018 to June, 2018			
		IFR	CR	CFR	Total	IFR	CR	CFR	Total	IFR	CR	CFR	Total
1	2	3	4	5	6	7	8	9	10	11	12	13	14
1	Balasore	1060	0	0	1060	1354	0	0	1354	229	0	0	229
2	Bhadrak	175	0	0	175	0	0	0	0	0	0	0	0
3	Cuttack	0	0	0	0	1560	2	0	1562	0	0	0	0
4	Jagatsinghpur	0	0	0	0	47	0	0	47	0	0	0	0
5	Jajpur	781	0	0	781	4107	0	0	4107	0	0	0	0
6	Kendrapara	55	0	0	55	250	0	0	250	0	0	0	0
7	Khurda	0	0	0	0	985	0	0	985	0	0	0	0
8	Mayurbhanj	38246	0	0	38246	11478	220	220	11918	3543	0	0	3543
9	Nayagarh	0	0	0	0	3868	2	0	3870	0	0	0	0
10	Puri	0	0	0	0	0	0	0	0	0	0	0	0
11	Angul	2069	0	0	2069	658	28	0	686	1910	0	0	1910
12	Bargarh	0	0	0	0	1097	25	25	1147	0	0	0	0
13	Bolangir	0	0	0	0	2395	7	1	2403	0	0	0	0
14	Deogarh	767	0	0	767	6604	11	10	6625	0	0	0	0
15	Dhenkanal	1594	0	0	1594	5401	79	0	5480	0	0	0	0
16	Jharsuguda	0	0	0	0	2599	2	0	2601	0	0	0	0
17	Keonjhar	1862	0	0	1862	55679	331	180	56190	1862	0	0	1862
18	Sambalpur	1536	0	0	1536	11994	42	6	12042	0	0	0	0
19	Subarnapur	0	0	0	0	379	0	0	379	0	0	0	0
20	Sundargarh	0	0	0	0	19325	0	0	19325	0	0	0	0
21	Boudh	1084	0	0	1084	830	87	86	1003	406	0	0	406
22	Gajapati	7322	0	0	7322	27149	61	2	27212	0	0	0	0
23	Ganjam	57	0	0	57	5694	24	0	5718	55	0	0	55
24	Kalahandi	3789	0	0	3789	6825	185	0	7010	0	0	0	0
25	Kandhamal	46734	0	0	46734	11084	2221	2221	15526	0	0	0	0
26	Koraput	2285	0	0	2285	26756	65	0	26821	2285	0	0	2285
27	Malkangiri	2699	0	0	2699	30896	74	0	30970	2699	0	0	2699
28	Nawapara	1218	18	0	1236	5220	0	0	5220	0	0	0	0
29	Nawarangpur	0	0	0	0	39212	40	14	39266	0	0	0	0
30	Rayagada	245	0	0	245	22012	117	61	22190	0	0	0	0
	<b>ODISHA</b>	<b>113578</b>	<b>18</b>	<b>0</b>	<b>113596</b>	<b>305458</b>	<b>3623</b>	<b>2826</b>	<b>311907</b>	<b>12989</b>	<b>0</b>	<b>0</b>	<b>12989</b>

**Annexure-"C"****Statement indicating status of pending claims till 30.06.2018**

Sl. No.	Name of the Dist	Claims Pending for disposal as on 31.03.2018				Claims Pending for disposal as on 30.06.2018				Progress during 1st quarter
		IFR	CR	CFR	Total	IFR	CR	CFR	Total	
1	2	3	4	5	6	7	8	9	10	11
1	Balasore	23	82	82	187	23	82	82	187	No Progress
2	Bhadrak	27	0	0	27	27	0	0	27	No Progress
3	Cuttack	517	28	14	559	517	28	14	559	No Progress
4	Jagatsinghpur	0	0	0	0	0	0	0	0	0
5	Jajpur	597	25	0	622	14	25	0	39	583
6	Kendrapara	0	0	0	0	0	0	0	0	0
7	Khurda	1464	20	10	1494	1464	20	10	1494	No Progress
8	Mayurbhanj	8693	160	160	9013	5940	139	139	6218	2795
9	Nayagarh	289	167	159	615	289	167	159	615	No Progress
10	Puri	0	2	0	2	0	2	0	2	No Progress
11	Angul	0	46	40	86	0	46	40	86	No Progress
12	Bargarh	519	32	32	583	519	32	32	583	No Progress
13	Bolangir	1179	71	91	1341	1179	71	91	1341	No Progress
14	Deogarh	741	119	45	905	741	119	45	905	No Progress
15	Dhenkanal	527	109	45	681	527	109	45	681	No Progress
16	Jharsuguda	1	0	0	1	1	0	0	1	No Progress
17	Keonjhar	0	0	0	0	0	0	0	0	0
18	Sambalpur	3389	244	126	3759	3389	244	126	3759	No Progress
19	Subarnapur	10	58	33	101	10	58	33	101	No Progress
20	Sundargarh	2065	424	6	2495	2065	424	6	2495	No Progress
21	Boudh	37	172	173	382	0	172	173	345	37
22	Gajapati	580	83	42	705	667	83	42	792	No Progress
23	Ganjam	903	108	48	1059	903	108	48	1059	No Progress
24	Kalahandi	166	6	0	172	166	6	0	172	No Progress
25	Kandhamal	91	130	130	351	91	130	130	351	No Progress
26	Koraput	4027	291	140	4458	3906	291	140	4337	121
27	Malkangiri	1313	152	160	1625	456	152	160	768	857
28	Nawapara	4068	445	144	4657	4060	445	144	4649	8
29	Nawarangpur	0	124	121	245	0	124	121	245	No Progress
30	Rayagada	0	0	0	0	0	0	0	0	0
	<b>TOTAL</b>	<b>31226</b>	<b>3098</b>	<b>1801</b>	<b>36125</b>	<b>26954</b>	<b>3077</b>	<b>1780</b>	<b>31811</b>	